

Education Savings Plan

Capital Secure	Balanced	Diversified	High Growth
----------------	----------	-------------	-------------

Return from inception to 31/05/08

4.40% p.a. [^]	5.63% p.a. [^]	2.62% p.a. [^]	4.10% p.a. [^]
-------------------------	-------------------------	-------------------------	-------------------------

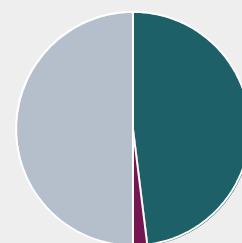
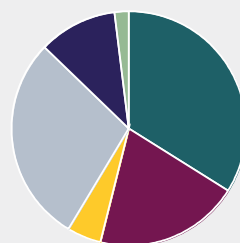
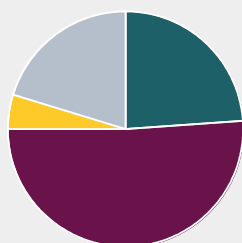
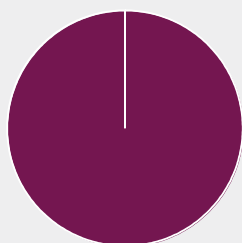
Past performance ending 31/05/08

3 month	1.41% [^]	3 month	1.68% [^]	3 month	0.68% [^]	3 month	0.73% [^]
1 year	5.13% p.a. [^]	1 year	-4.00% p.a. [^]	1 year	-7.82% p.a. [^]	1 year	-9.65% p.a. [^]
2 years	4.81% p.a. [^]	2 years	2.63% p.a. [^]	2 years	2.11% p.a. [^]	2 years	2.94% p.a. [^]
3 years	4.46% p.a. [^]	3 years	5.90% p.a. [^]	3 years	N/A	3 years	N/A

Inception date: 31 Jan 2005

Inception date: 31 Dec 2005

Asset Allocation as at 31/03/08



■ Australian Listed Shares	■ Australian Fixed Interest & Cash	■ Australian Property	■ Global Shares
■ Global Fixed Interest	■ Global Cash	■ Global Property	

Capital Secure	Balanced	Diversified	High Growth
----------------	----------	-------------	-------------

Top 10 Investment Holdings	% of option	Top 10 Investment Holdings	% of option	Top 10 Investment Holdings	% of option	Top 10 Investment Holdings	% of option
Suncorp Metway	11.11	Queensland Treasury Corp 14/7/09	3.46	Commonwealth Bank	2.59	National Australia Bank	3.09
GE Capital	10.89	BHP Billiton	3.23	National Australia Bank	2.54	Commonwealth Bank	2.82
Adelaide Bank	10.69	NSW Treasury Corp 1/3/17	2.87	ANZ Bank	2.39	Westpac Bank	2.73
Esanda Finance	10.54	Westfield Group Stapled	2.26	Westpac Bank	2.38	ANZ Banking Group	2.61
Waratah Securities	10.27	Queensland Treasury Corp 14/5/10	1.99	Westfield Group Stapled	2.27	Woolworths	2.22
ANZ Bank	6.09	National Australia Bank	1.45	Woolworths	1.90	Wesfarmers	1.67
St George Bank	4.93	Rio Tinto Limited	1.28	QBE Insurance	1.35	Incitec Pivot Limited	1.54
BNP Paribas	4.05	Commonwealth Bank	1.26	Wesfarmers	1.33	QBE Insurance	1.52
Sapphire Series	3.24	ANZ Bank	1.16	Brambles Industries	1.13	Brambles Limited	1.34
Commonwealth Bank	3.01	Woolworths Ltd	1.16	Incitec Pivot Limited	1.02	Westfield Stapled	1.30

Investment Holding classifications as at 31/03/2008: ■ Purple = Australian Cash ■ Blue = International Equities ■ Green = Australian Equities ■ Black = Fixed Interest Securities

The Education Savings Plan (the Plan) is issued by Lifeplan Australia Friendly Society Limited ABN 78 087 649 492 AFSL 237989 (Lifeplan) and is marketed and distributed by the Commonwealth Bank of Australia ABN 48 123 123 124 AFSL 234945 (the Bank). The Bank does not guarantee or in any way stand behind the Plan.

The information in this document is not based upon the financial objectives, situation or needs of any particular investor. Before investing you should consider whether the Plan is appropriate for you. Applications can be made on the application form in the current Product Disclosure Statement, which is available from the Bank and Lifeplan, and should be considered in deciding whether to hold or acquire the product. Asset allocations and specific investment holdings may vary on a daily basis.

[^] Returns are based on the movement in unit prices during the periods listed above. Returns are net of taxes, fees and charges and investing transaction cost. The Returns are inclusive of the Education Tax Benefit, which is only available for genuine education expenses. Returns for periods greater than one year are annualised. Past performance is not indicative of future performance.

CBAESPrate0608

ISSUED BY



PROMOTED AND DISTRIBUTED BY

